



RAVAS UniWin

Mobile weighing

RAVAS Warehouse Management System

Weighing & data collection

Software configurable to any application

A close-up photograph of a dark blue industrial scale. The word "RAVAS" is printed in white, bold, sans-serif letters on a dark blue background. A red horizontal bar is positioned above the letters "A" and "V". The scale is set against a red background.

RAVAS

Principle

RAVAS mobile weighing systems integrated in warehouse trucks and in fork lift trucks using RAVAS iForks. The RAVAS weighing systems will be equipped with Bluetooth transmitters to transfer the weight to an industrial PDA running with RAVAS UniWin software

This PDA terminal scans bar codes from barcode labels or pre-defined laminated sheets giving the relevant tare code which generates a pre-set tare value for that weighing, or it scans product ID, customer ID, etc.

The weighing takes place and gross weight is recorded from the RAVAS indicator into the PDA, using Bluetooth

The PDA will calculate net and tare weights if needed

The total info will be stored and sent direct from the PDA to a PC using WLAN. The whole system is working in real time. If needed a local print out can be made of each weighing on the warehouse or fork lift truck. The RAVAS UniWin software is configurable to accommodate almost any possible sequence of events !! No programming but configuration only !!!




RAVAS

RAVAS UniWin

Mobile Weighing on Fork Lift Trucks

The RAVAS iForks will be mounted on the fork lift truck and both forks will communicate with one central Bluetooth receiver; the RAVAS indicator. This RAVAS indicator communicates at the same time with the PDA, also using Bluetooth technology. Creating 'real time' weight information in the PDA.



RAVAS

RAVAS UniWin

Mobile Weighing on Fork Lift Trucks

This (hand) terminal or PDA runs with RAVAS UniWin software and the operator can scan all sorts of barcode information and/or key it in manually using screen or keys.

With a laminated sheet you can make several tare variations visual and easy to enter them into the PDA - All commands like 'END of JOB' - 'Enter Weight' - 'New cage' - 'Location ID' - etc, can be determined



		
Mk2 101kgs 	Mk3 98.5kgs 	Mk6 105.5kgs 
		
Mk4 105kgs 	Mk5 104kgs (Flat Mesh) 	Mk 1 May not be used for mail YES >> 
Mk4B with extra welded plate at base 113.5kg 	Mk5B 103kgs (Round Mesh) 	NO >> 
<small>Royal Mail UK</small>		

Mobile Weighing on Fork Lift Trucks

The display of the PDA will show all relevant information .
On the screen you can also see in real time the weight information. This is in green when the load is stable and showing in red when the load is in motion. Jobs can be executed in batches and can be stopped and started when needed. Article and customers lists can be used coming from a central database which are controlled by the UniWin software running on the PC.



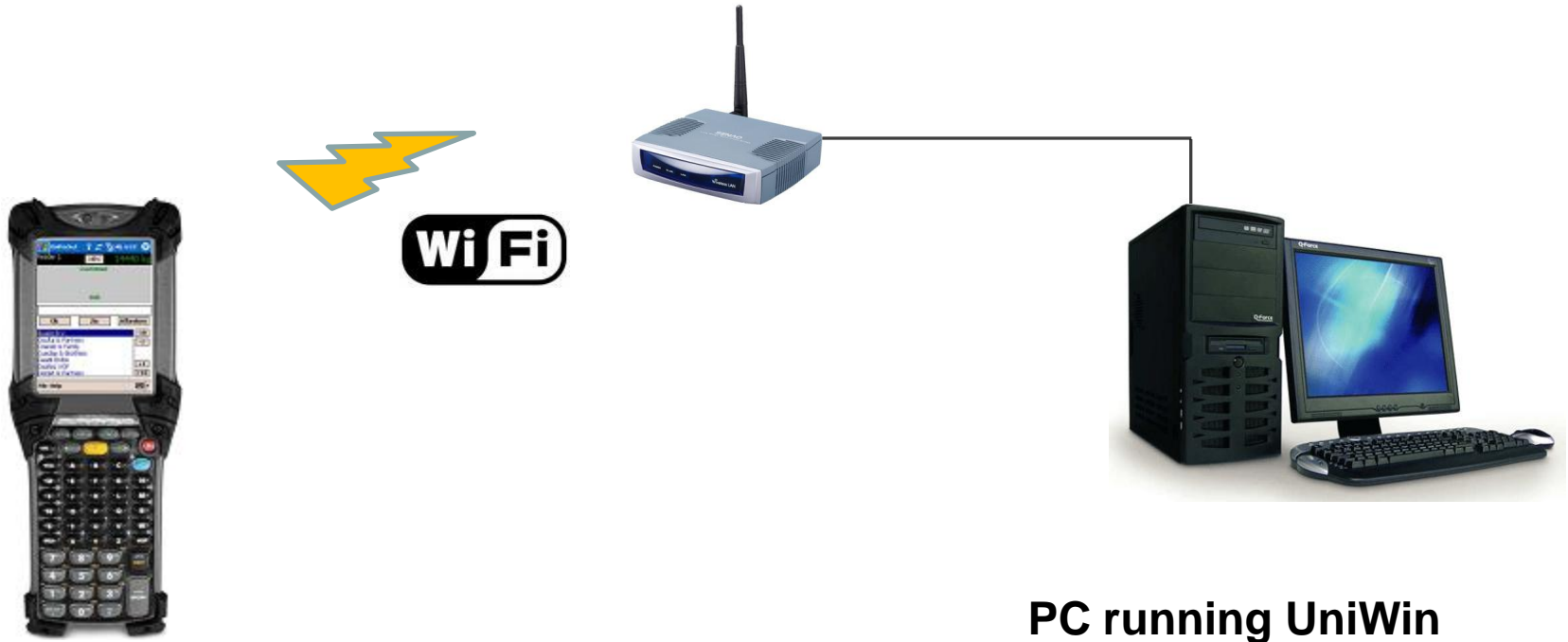
RAVAS

RAVAS UniWin

WLAN connection to the PC network

The PDA uses WiFi technology to communicate with the central computer. One or more WiFi access points will create a continuous 'on-line' connection between the PC and the PDA.

The PC will have RAVAS UniWin software to accumulate all the information of all the PDA's and will store it in the database. New instructions can also be send from the PC to the PDA's



PC running UniWin

Software for UniWin PC

The UniWin PC will collect all data from local mobile scales in real time.

All the weighings are stored individually on the hard disc and can be monitored at all times.

Job lists can be generated and operators can pick the job they need.

The PC is on-line with the PDA's and once a product item, costumer item or tare detail is added or changed, it is immediate available for all the PDA's

As an option also images can be processed with the system. The system can work with a master and slave PC configuration.

The screenshot shows the 'Weighed Batches' window with the following details:

- Batch: 86
- Admin Details: Customer: 4, Title: FPSOS, Job Number: Run 1, Remove Booth:
- Piece Details: Number of pieces: 12, Sample Weight: 0.54000 kg, Piece Weight: 0.04500 kg
- Batch Details: Start: 21-08-2009 15:41:21, Finish: 21-08-2009 15:41:21, Number of Cages: 2, Number of Pieces: 148.622
- Weighing Table:

Seq	Cage	Bags	Tare	Gross	Net	Pieces	Date	Time	Mobile
1	MK4	0	100.0 kg	3.808.0 kg	3.708.0 kg	82.400	21-08-2009	15:55:44	Mobile 1
2	MK5	60	160.0 kg	3.140.0 kg	2.980.0 kg	66.222	21-08-2009	16:05:13	Mobile 1

RAVAS UniWin is multi lingual !!

The screenshot shows the 'View Batches:86 Weighing' window with the following details:

- Batch: 86
- Admin Details: Cage: MK5, Bags: 60, Next: More Cages
- Other Details: Operator: Mobile 1, Sequence: 2, Mobile: Mobile 1
- Weight Details: Tare: 160.0 kg, Gross: 3.140.0 kg, Net: 2.980.0 kg, Date: 21-08-2009 16:05:13, Number of Pieces: 66.222

RAVAS

RAVAS UniWin

Reports

The UniWin PC will collect all data and stores it in a database. Print outs can be made when needed and management report are available. An export function is available to export data into CSV format files. Queries can be made using all possible variables within a given time frame.

Page: 1/1

\\RAVAS-FS01\VC4500 Pcl5 FAX COPI

Print

Weighings

Period: 27-4-2009 27-10-2009

27-10-2009 15:04:16

Date	Time	Cage c	Bag c	Floor c	Tare	Gross	Net	
6-10-2009	9:18:21	1	70	2.45	120.0 kg	460.0 kg	340.0 kg	
6-10-2009	9:18:45	1	50	2.168	120.0 kg	420.0 kg	300.0 kg	
6-10-2009	9:27:08	1	65	2.073	120.0 kg	420.0 kg	300.0 kg	
6-10-2009	9:28:33	1	45	2.041	120.0 kg	400.0 kg	280.0 kg	
6-10-2009	9:54:35	1	65	7.088	120.0 kg	440.0 kg	320.0 kg	
6-10-2009	9:55:05	1	80	7.000	120.0 kg	440.0 kg	320.0 kg	
6-10-2009	9:55:27	1	65	7.972	120.0 kg	480.0 kg	360.0 kg	
6-10-2009	9:55:36	1	80	7.911	120.0 kg	480.0 kg	360.0 kg	
6-10-2009	9:55:51	1	40	7.688	120.0 kg	460.0 kg	340.0 kg	
6-10-2009	10:10:54	1	40	5.044	120.0 kg	340.0 kg	220.0 kg	
7-10-2009	9:42:11	1	100	122.019	120.0 kg	3.936.0 kg	3.816.0 kg	
7-10-2009	9:42:36	1	55	63.101	120.0 kg	2.096.0 kg	1.976.0 kg	
14-10-2009	11:48:16	1	50	343.620	120.0 kg	5.838.0 kg	5.718.0 kg	
14-10-2009	11:50:01	1	40	139.860	120.0 kg	2.342.0 kg	2.222.0 kg	
		Total	14	845	714.038	1.680.0	18.552.0	16.872.0 kg

Cancel

Several depots with UniWin installations can be linked using internet, to one Head Office UniWin system for a nationwide Management Information System.

The RAVAS UniWin software is highly flexible and can be adapted to the customers (ever growing) needs.

Task planner

One of the strongest features is the task planner of RAVAS UniWin. This task planner can be set up to create a report according to the settings and make a PDF version of a report and send it by email to a supervisor.

The screenshot shows a window titled 'Weighings' with a toolbar at the top containing icons for home, back, forward, search, and print. The main area displays a table of weighing data for the period 27-10-2009 to 27-10-2009. The table has the following columns: Date, Time, Cage c, Bag c, Piece c, Tare, Grn ss, and Net. The data is as follows:

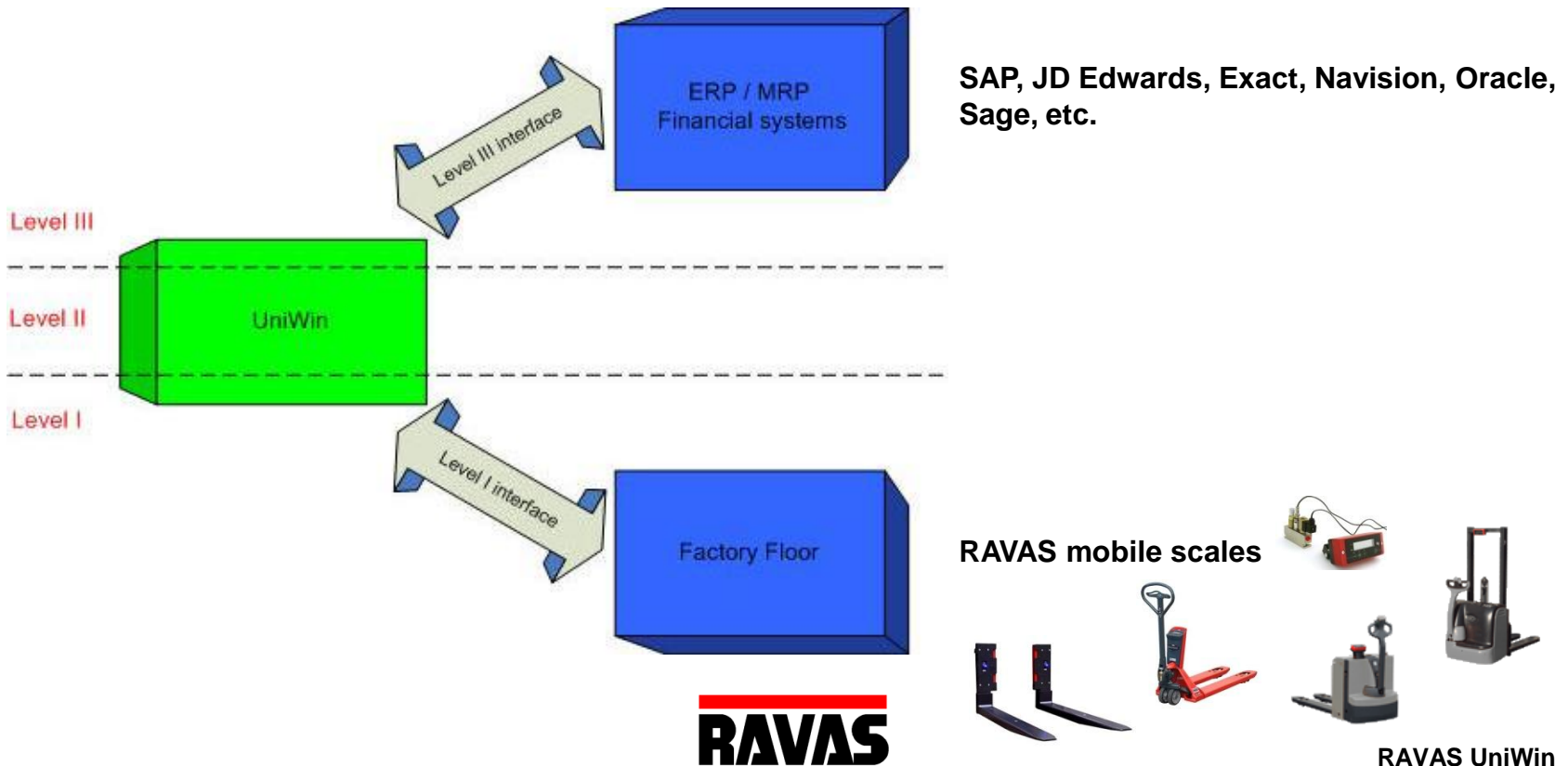
Date	Time	Cage c	Bag c	Piece c	Tare	Grn ss	Net
6-10-2009	9:18:21	1	70	2,457	120,0 kg	460,0 kg	340,0 kg
6-10-2009	9:18:45	1	50	2,188	120,0 kg	420,0 kg	300,0 kg
6-10-2009	9:27:08	1	65	2,073	120,0 kg	420,0 kg	300,0 kg
6-10-2009	9:28:33	1	45	2,041	120,0 kg	400,0 kg	280,0 kg
6-10-2009	9:54:55	1	65	7,083	120,0 kg	440,0 kg	320,0 kg
6-10-2009	9:55:05	1	80	7,000	120,0 kg	440,0 kg	320,0 kg
6-10-2009	9:55:27	1	65	7,972	120,0 kg	480,0 kg	360,0 kg
6-10-2009	9:55:36	1	80	7,911	120,0 kg	480,0 kg	360,0 kg
6-10-2009	9:55:51	1	40	7,689	120,0 kg	460,0 kg	340,0 kg
6-10-2009	10:10:54	1	40	5,044	120,0 kg	340,0 kg	220,0 kg
7-10-2009	9:42:11	1	100	122,019	120,0 kg	3,936,0 kg	3,816,0 kg
7-10-2009	9:42:36	1	55	63,101	120,0 kg	2,096,0 kg	1,976,0 kg
14-10-2009	11:48:16	1	50	343,630	120,0 kg	5,838,0 kg	5,718,0 kg
14-10-2009	11:30:01	1	40	138,890	120,0 kg	2,342,0 kg	2,222,0 kg
Total		14	645	714,036	1,680,0	18,552,0	16,872,0 kg

An other example can be the printing of reports every hour to a network based printer or week totals per fork lift truck etc etc.




Integration with ERP systems

Another strong feature of UniWin is the capability to integrate with ERP systems in a very (cost) effective way.

UniWin can read data from an ERP system by checking new data placed in a file. And at the same time it will report new finished activities in an other file. All in 'real time'. Various IT solutions are available.



RAVAS UniMobile – UniWin software products



UniMobile

Order Picking

- Weighing
- Scanning
- Printing
- Tracking
- No pick errors
- No reclamations
- CSV file to PC
- Each pick is checked on weight

Air Cargo Handling

- Weighing
- Scanning
- Picturing
- Tracking
- Recording
- Printing
- CSV file to PC

Cross Docking

- Weighing
- Scanning
- Prevent overload
- Totalizing / gate
- Overload warning
- Tracking
- CSV file to PC

Goods In/Out

- Weighing
- Scanning
- Recording
- Reporting
- Printing
- Prevent overload
- Tracking
- CSV file to PC

Process Weighing

- Weighing
- Scanning
- Tare entry
- 1e – 2e weighing
- Batch recording
- Tracking
- database
- local ticket
- CSV file to PC

Piece Counting

- Weighing
- Scanning
- Tare entry
- article entry
- counting
- Local ticket
- Article database
- CSV file transfer to PC

UniWin

- Real Time PC data
- Job list creator
- Editing products
- Editing orders
- Report generator
- Link to ERP

- Real Time PC data
- Job list creator
- Editing products
- Editing orders
- Report generator
- Link to ERP

- Real Time PC data
- Job list creator
- Editing products
- Editing orders
- Report generator
- Link to ERP

- Real Time PC data
- Job list creator
- Editing products
- Editing orders
- Report generator
- Link to ERP

- Real Time PC data
- Job list creator
- Editing products
- Editing orders
- Report generator
- Link to ERP

- Real Time PC data
- Job list creator
- Editing products
- Editing orders
- Report generator
- Link to ERP

Various standard software packages are available
Software can be tailor made using a software configurator





Mobile weighing

Thank you for your attention !

Any questions ?